

B-12

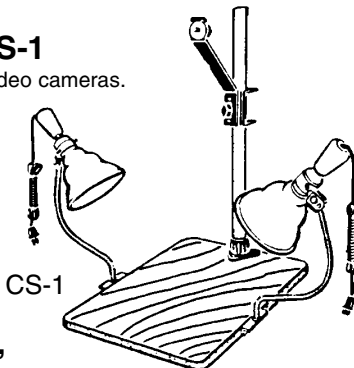
Copy Stands & Lights

Testrite Copy Stand, CS-1

Capable of holding small 35mm & video cameras.

- Wood baseboard 14" x 19"
- One piece chrome plated steel post. 1 1/4" dia. x 23"H
- Sliding steel arm
- Total height of camera 27" over base board

BTE020 Copy Stand



CS-1

Copy Stand with lights, CS-1L (Shown)

Model CS-1 packaged complete with 2 light units that attach to baseboard. Complete with cords, swivels, sockets, & reflectors. Uses 75 watt maximum bulbs. (bulbs not included)

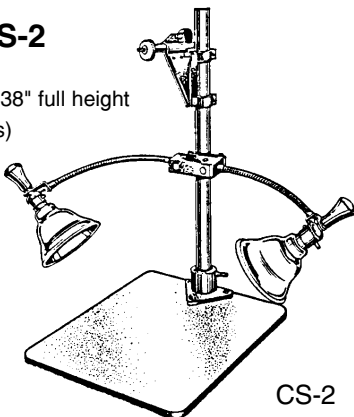
BTE025 Copy Stand & Lights

CS-1L

Testrite Copy Stand, CS-2

- Sturdy 16" x 19" x 3/4" baseboard
- Two 1 1/2" diameter, 19" long posts. 38" full height
- Sliding arm (has four roller bearings) for easy camera height adjustment
- Camera bracket permits centering of camera over work

BTE030 Copy Stand



CS-2

Copy Stand with lights, CS-2/23 (Shown)

Model CS-2 packaged with No. 23C lights to attach to centerpost as shown above. Uses 75 watt maximum bulbs. (bulbs not included)

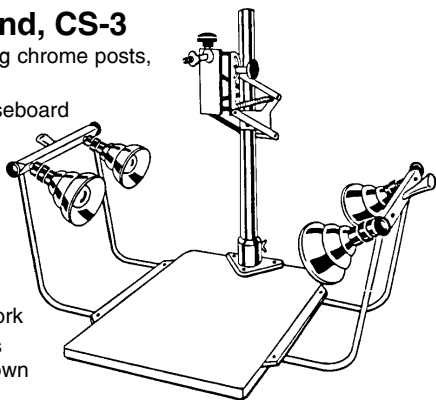
BTE035 Copy Stand w/lights

CS-2/23

Testrite Copy Stand, CS-3

- Two 1 1/2" diameter, 19" long chrome posts, 38" full height
- Sturdy 16" x 22" x 3/4" baseboard
- Camera bracket permits centering of camera over work
- Parallelogram camera shape allows fast camera height adjustment while maintaining parallel planes between camera and artwork
- Post locking feature allows full travel of arm up and down entire length of posts

BTE040 Copy Stand



CS-3

Copy Stand with lights, CS-3/2344 (Shown)

Model CS-3 packaged with No. 23-4 lights to attach to baseboard as shown. Uses 75 watt maximum bulbs. (bulbs not included)

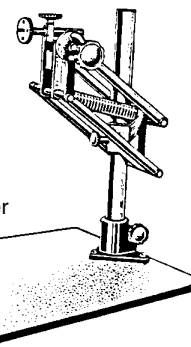
BTE045R Copy Stand w/lights

CS3/2344

Testrite Copy Stand, CS-4

- Heavy-duty unit suitable for cameras up to 4 x 5
- Heavy duty, rigid parallelogram construction, 3" longer than CS-3 arm
- Two 1 1/2" dia., 19" long chrome posts; 38" full height arm can travel entire length of post
- Extra sturdy 19" x 23" x 3/4" baseboard
- Extra long camera bracket with large lock up washer permits easy centering of camera over work
- Uses 75 watt maximum bulbs (not included). Accommodates the following copy lights: 23C, 23-4, 45, CDL, 35-2, 35-4, 50CL

BTE050 Copy Stand



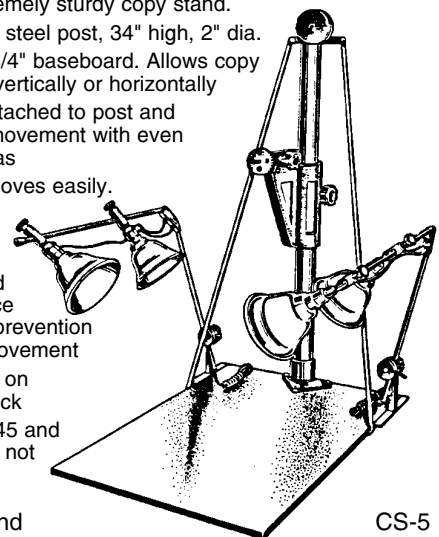
CS-4

Testrite Heavy Duty Copy Stand, CS-5

Designed for schools, hospitals, and professional photographers who require a heavy-duty, extremely sturdy copy stand.

- One-piece chrome-plated steel post, 34" high, 2" dia.
- Extra sturdy 20" x 30" x 3/4" baseboard. Allows copy of 30" x 20" prints either vertically or horizontally
- Counterbalance spring attached to post and camera arm for smooth movement with even the heaviest 4 x 5 cameras
- Heavy duty sliding arm moves easily. Rod for added extension. Permits centering over copy material.
- Sturdy struts are attached from top of counterbalance to the baseboard for the prevention of vibrations & camera movement
- Extra large locking knobs on camera rod for positive lock
- Will accommodate 23-4, 45 and 50CL Copy Lights (Lights not included). 75 watt max.

BTE055 Copy Stand

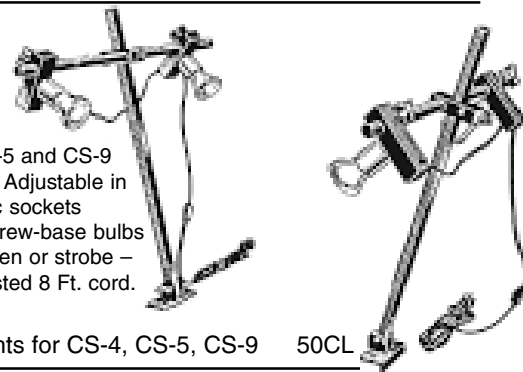


CS-5

Testrite Copy Lights, 50CL

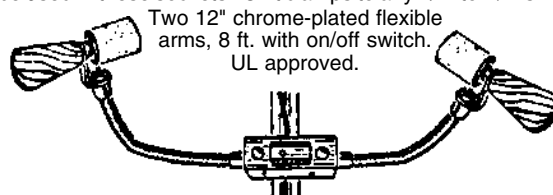
Suitable for CS-4, CS-5 and CS-9 Testrite Copy Stands. Adjustable in all directions. Ceramic sockets accept all standard screw-base bulbs – incandescent, halogen or strobe – up to 250 watts. UL listed 8 Ft. cord.

BTE017 Copy Lights for CS-4, CS-5, CS-9 50CL



Testrite Copy Lights, 23P

Similar to 23C (BTE005) in design, but with two porcelain sockets which enables the use of high wattage reflector type bulbs. Aluminum reflectors cannot be used in these sockets. Unit clamps to any 1/2" to 1 1/2" size post.



BTE011 Copy Lights (Bulbs Not Included)

23P

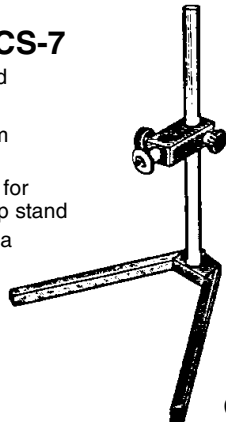
FOR FAST DELIVERY CALL TOLL FREE!

EAST
1-888-ARGRAPH
OR 1-800-526-6290

WEST
1-888-WESTARG
OR 1-800-323-9069

Testrite Mini Copy Stand, CS-7

- Portable, all aluminum & steel copy stand
- Angled legs easily disassemble
- Chrome-plated 18" steel post & aluminum sliding arm with large locking knobs
- Camera copy rod can be set horizontally for copying or vertically for use as a table top stand
- Open legs allow the unit to be placed on a glass for special lighting effects
- Rubber tips on legs & alignment control knob in back of steel post
- Uses #23C copylights (not included)




CS-7

BTE070 Mini Copy Stand

Testrite Copy Lights, 45

Designed to do both studio and copy work. These lights can be swiveled almost horizontal to the board for skim or texture lighting effects or can be raised almost vertically with camera, or set 45° for copy work. Attaches to any wood baseboard. Comes complete with 2 swivels, 4 sockets slide in or out on 1/2" aluminum tubing, and 4 aluminum reflectors.

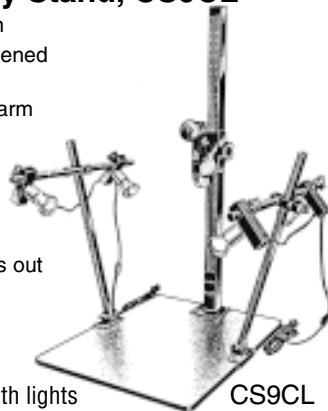


45

BTE015 Copy Lights (Bulbs Not Included)

Testrite Heavy Duty Copy Stand, CS9CL

- Rigid construction eliminates vibration
- 1 1/2" x 1 1/2" x 36" steel post is silk screened with inch and centimeter scales
- Heavy-duty sliding counter-balanced arm with unique squareness adjustment
- 20" x 30" x 3/4" wood baseboard with light reading gray scale covering to check for even illumination over the entire board
- Camera rod and lock-up knob extends out up to 3". Height adjustment from baseboard is 7 1/2" to 36 1/2"
- Uses 75 watt maximum bulbs.



CS9CL
CS-9
50CL

BTE095 Heavy Duty Copy Stand with lights
BTE090 Heavy Duty Copy Stand w/o lights
BTE017 Copy Lights Only

Testrite Copy Lights, 23-44

Used with CS-2 and CS-3 Copy Stands as well as with Foto largers. Four lights provide even illumination when copying larger originals. Unit fastens to side of baseboard by screws. Red safety knob permits "cool and easy" adjustment. Reflector type bulbs recommended (not included). 75 watt maximum.

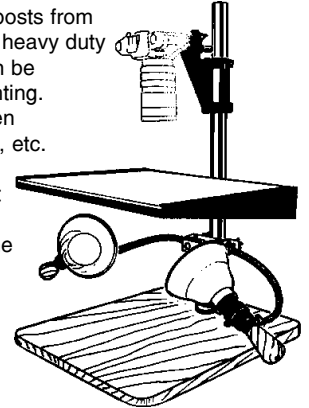


23-44

BTE010R Copy Lights w/reflectors

Testrite Adjustable Copy Stage, CS1417

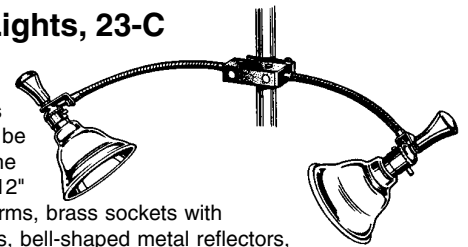
Fits all copy stands with square or round posts from 1/2" to 1 1/2" in size. Removable opal acrylic heavy duty top with 14" x 17" open area. Subjects can be illuminated from below for shadowless lighting. Also used for photomacrography, specimen photography and for copy graphics, slides, etc. Increases the use of thousands of copy stands on the market. Adjustable in height on the copy stand by a "V" shaped clamp that attaches to the post. Copy stage frame is black finished aluminum. Illustration shows copy stage mounted on Testrite's No. CS2-23C copy stand with lights (not included in price of copy stage). Uses 75 watt maximum bulbs.



BTE071 Adjustable Copy Stage

Testrite Copy Lights, 23-C

Fits any post from 1/2" to 1 1/2" with a "C" clamp arrangement that makes it simple for the lights to be raised and lowered on the post. Also features two 12" chrome-plated flexible arms, brass sockets with individual on/off switches, bell-shaped metal reflectors, 8 ft. cord & plug. Cool handling wood knobs. Uses 75 watt maximum bulbs. (Bulbs & stand not included).

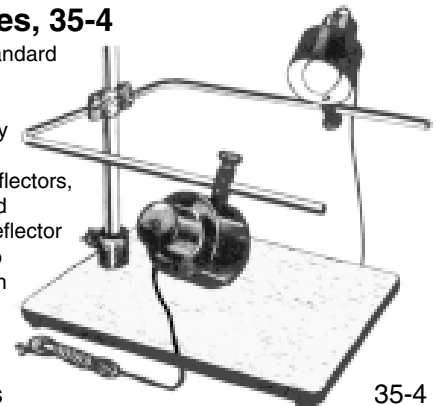


BTE005 Copy Lights

23-C

Testrite Copy Lites, 35-4

Uses 75 watt maximum standard bulbs (not included). A four light unit for larger copying work. Fits any copy stand with post up to 1 1/2" diameter. Black finished reflectors, 4" diameter, easily adjusted as illustration shows one reflector in down and the other in up position. Reflectors slide on U-shaped arm.



BTE009 Copy Lights

35-4

Recommended Testrite Combinations

Copy Stand	Copy Lights (Sold without Bulbs)
CS-1	IL (not sold sep.), 23C, 35-2, 35-4
CS-2	23C, 23/4, 45, 35-2, 35-4
CS-3	23C, 23/4, 45, 35-2, 35-4
CS-4	23C, 23/4, 45, 35-2, 35-4, 50CL
CS-5	23C, 23/4, 45, 35-2, 35-4, 50CL
CS-7	23C

Note: Samigon AC Slave Flashes are ideal for Copy Stand Illumination. See Page C-1.

PERSONAL SERVICE IS OUR #1 PRIORITY