






## Color Film for 600 – Mickey's 90th Anniversary Edition

Time to celebrate a true original. Since 1928, Mickey Mouse has brought joy, magic and play to people all over the world. And Polaroid Originals couldn't be more thrilled to mark the occasion of Mickey's 90th Anniversary with a limited edition Color 600 Film. Each film pack features 8 out of 12 unique frame designs with Mickey character elements, for a sense of discovery and delight every time you press the shutter. Forever will we hold your banner high, Mickey.



### 8 Instant Photos

-  8 different Mickey frames
-  ASA 640<sup>[1]</sup>
-  Photos develop in 10-15 mins
-  Best stored refrigerated<sup>[2]</sup>

- [1] Film speed may vary, allow for +/- 1/3 stops  
 [2] Do not freeze the film

<b>Format</b>	4.2" x 3.5" (107 mm x 88 mm)
<b>Image Area</b>	3.1" x 3.1" (79 mm x 79 mm)
<b>Finish</b>	Glossy
<b>HS or HTS code</b>	37012000
<b>PRD #</b>	004860
<b>EAN #</b>	9120066088932
<b>Battery report (UN38.3)</b>	Available

<b>Final Price List</b>	<b>EUR€</b>	19,99
	<b>GBP£</b>	18.99
	<b>USD\$</b>	19.99

**Launch date** November 2nd, 2018

### Store chilled, shoot warm

Temperature affects how the film works. Keep it stored cold in the fridge, but never freeze it. Ideally you should let it adjust to room temperature before you use it. That's around 13–28°C (55–82°F). When it's cold out, keep your photos warm in a pocket close to your body while they develop. Or if it's a hot day, make sure they stay cool.

### Shoot with the light

The more light in your shot, the better your photo will turn out. Instant film loves light, especially natural light. Use the flash for all your indoor photos. For best results we also recommend using the flash for outdoor shots, unless it's a bright sunny day.

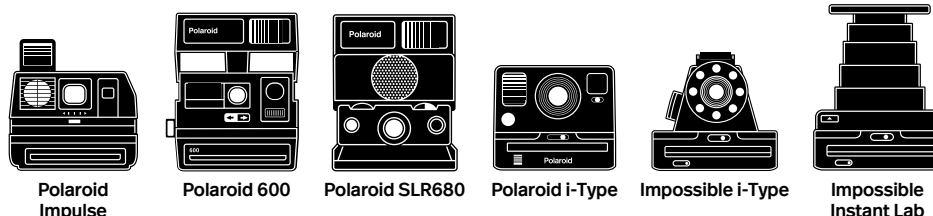
### Develop in the dark

All photos appear blank at first. They're most sensitive during this time, so don't bend or shake them. Shield them from the light, and place them face down as they develop. Keep B&W photos shielded from light for about 1 minute, and color film for about 6 minutes.

### Care for your camera

Your camera has a set of rollers inside the film door. Each photo passes through these rollers as it's made, so it's important to make sure that they stay clean. If the rollers get visibly dirty then gently wipe them down with a soft, damp cloth.

### For use with:



Have a problem, or a question you need answered? **USA/Canada** [usa@polaroidoriginals.com](mailto:usa@polaroidoriginals.com)  
 +1-212-219-3254

**Contact our Customer Support Team** **EU/Rest of World** [service@polaroidoriginals.com](mailto:service@polaroidoriginals.com)  
 00800 5770 1500

or visit [polaroidoriginals.com/help](http://polaroidoriginals.com/help)