





Color Film for i-Type Stranger Things Edition

Inspired by specific locations in the town of Hawkins, the Stranger Things edition film is the perfect frame for the superfan to capture all their stranger moments. With a variety of frame designs, this battery-free film works with all i-Type cameras.



PRD #	004926
EAN #	9120066089670
GTIN #	19120066089677
Format	4.2" x 3.5" (107 mm x 88 mm)
Image Area	3.1" x 3.1" (79 mm x 79 mm)
Finish	Glossy
HS or HTS code	37012000
Battery report (UN38.3)	No Battery- no UN38.3
Warranty info	polaroidoriginals.com/warranty
Final Price List	EUR € 17,99 GBP £ 16,99 USD \$ 17,99
Launch date	May 6th, 2019

8 Instant Photos

-  Stranger Things frames
-  ASA 640^[1]
-  Photos develop in 10-15 mins
-  Best stored refrigerated^[2]

[1] Film speed may vary, allow for +/- 1/3 stops
[2] Do not freeze the film

Store chilled, shoot warm

Temperature affects how the film works. Keep it stored cold in the fridge, but never freeze it. Ideally you should let it adjust to room temperature before you use it. That's around 55-82°F (13-28°C). When it's cold out, keep your photos warm in a pocket close to your body while they develop. Or if it's a hot day, make sure they stay cool.

Shoot with the light

The more light in your shot, the better your photo will turn out. Instant film loves light, especially natural light. Use the flash for all your indoor photos. For best results we also recommend using the flash for outdoor shots, unless it's a bright sunny day.


Develop in the dark

All photos appear blank at first. They're most sensitive during this time, so don't bend or shake them. Shield them from the light, and place them face down as they develop. Keep B&W photos shielded from light for about 1 minute, and color film for about 6 minutes.

Care for your camera

Your camera has a set of rollers inside the film door. Each photo passes through these rollers as it's made, so it's important to make sure that they stay clean. If the rollers get visibly dirty then gently wipe them down with a soft, damp cloth.

For use with:



Polaroid i-Type

Impossible
i-Type

Impossible
Instant Lab

Does not work with:



Vintage Polaroid
cameras

Have a problem, or a question you need answered?
Contact our Customer Support Team

USA/Canada usa@polaroidoriginals.com
+1-212-219-3254

EU/Rest of World service@polaroidoriginals.com
00800 5770 1500

or visit polaroidoriginals.com/help

Polaroid, Polaroid Originals & Design, Polaroid Classic Border Logo and Polaroid OneStep are trademarks of PLR IP Holdings, LLC, used under license.